

# Voice Trading, Relationships and Better E-Support Vital in FX

July 6, 2020

The COVID-19 pandemic has affected economies and financial markets in unprecedented ways. Throughout this period, corporate treasurers and institutional investors have had to deal with a myriad of risks, including managing portfolio, operational, market, and currency risk.

This blog is part of the Navigating Turbulent Markets series.

In late May through early June, as economies started to reopen, we collected feedback from over 135 corporate treasurers and institutional investors globally to learn about the impact of COVID-19 on their FX trading behavior, which dealers stood by them, and their investments and expectations for the future. The results show several similarities but also stark differences between corporates and financials across the regions.

Foreign exchange is one of the most electronic markets, with roughly 80% of volume in the \$6 trillion per day market traded across a host of electronic trading channels and protocols.

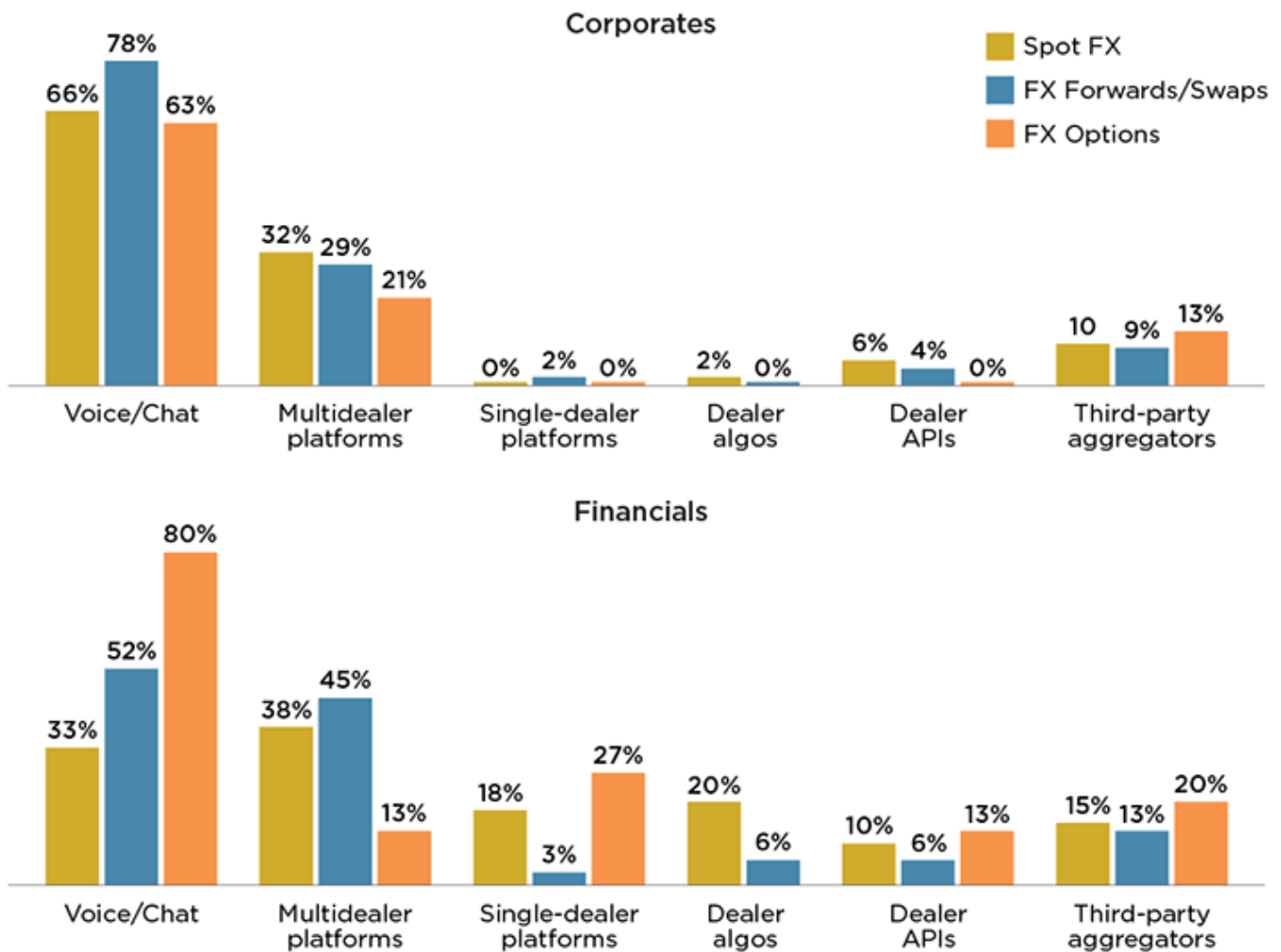
Anecdotal feedback from both dealers and buy-side accounts suggests that at the height of market volatility in March, as market makers and clients began to adjust to home trading environments, bid-ask spreads in FX widened—if only reflecting prevailing market conditions.

## Voice Trading Becomes More Important

We asked clients which trading channels/protocols they used more during the crisis and expect to continue using going forward.

Across FX products, corporate treasurers relied most on voice/chat-based trading, with only one-third citing multidealer platforms as their preferred channel. Among institutional FX users, Asian buy-siders relied more on their bilateral dealer relationships (via both voice and dealers' single-bank platforms). North American and European accounts' preferred trading channel varied more by product and region.

## IMPORTANT FX TRADING CHANNELS POST-CRISIS



Note: Based on responses from 90 users of spot FX, 76 users of FX forwards/swaps and 38 users of FX options.  
Source: Greenwich Associates COVID-19 Global Foreign Exchange Flash Study, May/June 2020

Even in spot FX, the FX product where financials typically trade over 80% of their flows electronically, Asian financials now rank voice/chat higher than other electronic channels.

Globally, dealer execution algos have become an important trading protocol. This indicates that while reported volumes on multi-bank platforms increased over the COVID period, the overall trading share of these platforms would have declined. Banks' generally strong Q1 results in FICC reflect the elevated trading volumes in the early stages of the crisis.

In currency options, a part of the market that remains more reliant on voice/chat-based trading, the results favoring this channel are not surprising—albeit conversations with some banks have indicated currency options volumes had declined in March and April.

## Clients Expect Increased Trading in G10 Cash Products and FX Options

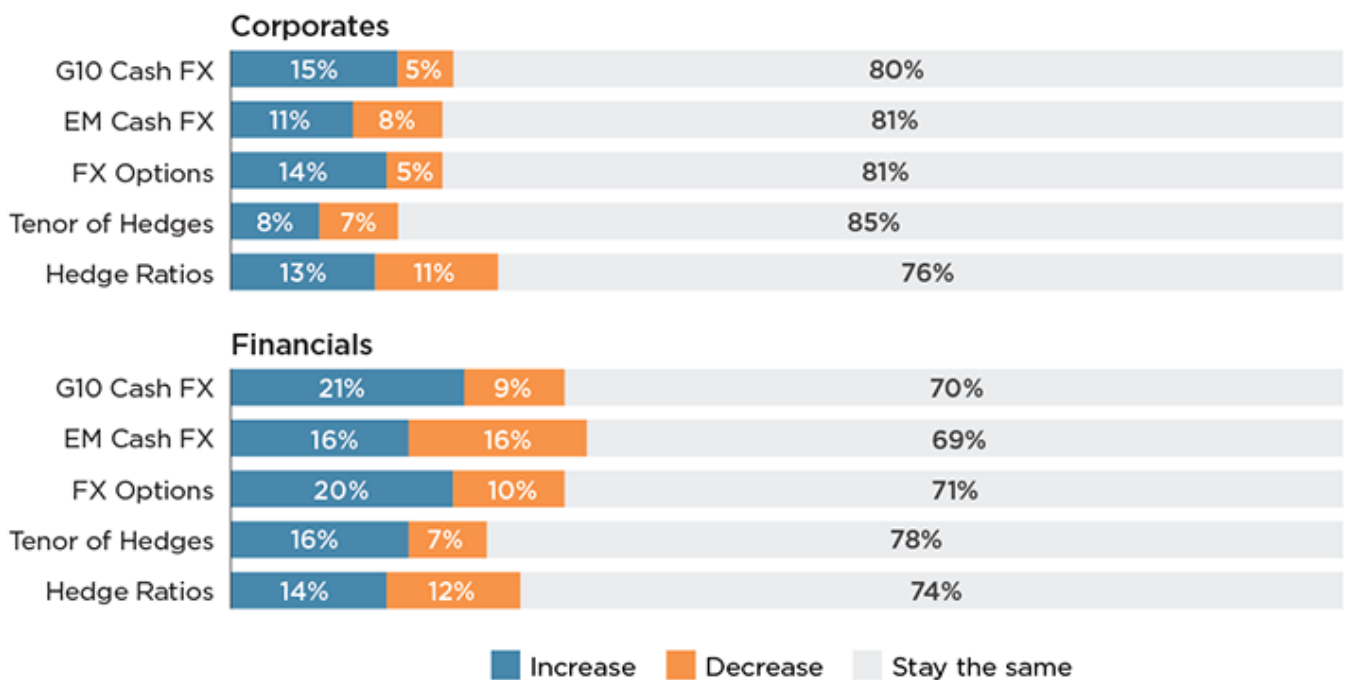
So how do clients expect their trading behavior to evolve in the next six months? Since March, the U.S. dollar

and other G10 currencies have risen sharply against most emerging market currencies.

Looking ahead, a large majority of corporate and institutional clients expect their FX trading activity, hedge ratios and tenor of hedges to remain at similar levels relative to the same period last year. However, more clients expect their G10 cash (spot/swaps/forwards) and FX options volumes to increase versus those that expect a decline.

At the same time, expectations for EM cash currency trading activity is net neutral. Given that investors have recently shifted their investments into [developed markets products](#), the results here come as no surprise.

## EXPECTED TRADING BEHAVIOR OVER NEXT 6 MONTHS—BY PRODUCT



Note: Totals may not equal 100 due to rounding. Based on responses from 135 global users of foreign exchange.  
Source: Greenwich Associates COVID-19 Global Foreign Exchange Flash Study, May/June 2020

## Digital: Buy-Siders Shifting their Technology Focus

If there is one thing no one is disputing, it is that COVID-19 will accelerate digitization in many areas. And while most industries have been moving in this direction, the most immediate focus for corporates and financial institutions today is to shift investments toward infrastructure to support the “new normal” environment.

## FUTURE FX TECHNOLOGY INVESTMENTS



Note: Based on responses from 115 global users of foreign exchange.  
Source: Greenwich Associates COVID-19 Global Foreign Exchange Flash Study, May/June 2020

For many FX users, there will be an increasing focus on cloud-based applications, but importantly, also [digitizing their risk management and trade settlement systems](#). In addition to these, a substantial proportion of institutional investors also plan to upgrade/invest in OMS/EMS systems.

Given that all these areas require substantial financial commitments and have high switching costs, these are long-term investments. The industry will look for the most-trusted technology vendors, favoring those that offer the most seamless and timely integration with their existing environment. The onus is on the providers to win these mandates.

## Standout Dealers During the Crisis

As we have done in this series across fixed-income & equity markets, we asked corporates and institutional FX users to tell us which dealers stood by them the best during the recent turbulent market conditions.

Interestingly, while many clients recognized between one and five dealers on this, nearly a quarter simply said “all of their dealers.” This is impressive and in sharp contrast to the feedback we received in fixed income, where a similar percentage of clients named “none.” This is testament to the more robust e-trading environment in FX markets.

**Leading Dealers:** Among corporates, HSBC stands out at the top, followed by BofA Securities and J.P. Morgan. Among financials, J.P. Morgan leads, followed closely by UBS, and then Goldman Sachs. The difference in results between the two major client segments reflects their franchises and focus, and it is worth adding that the list of other dealers getting recognition from clients is longer than in other asset classes.

## DEALERS THAT BEST STOOD BY THEIR CLIENTS AMID CRISIS

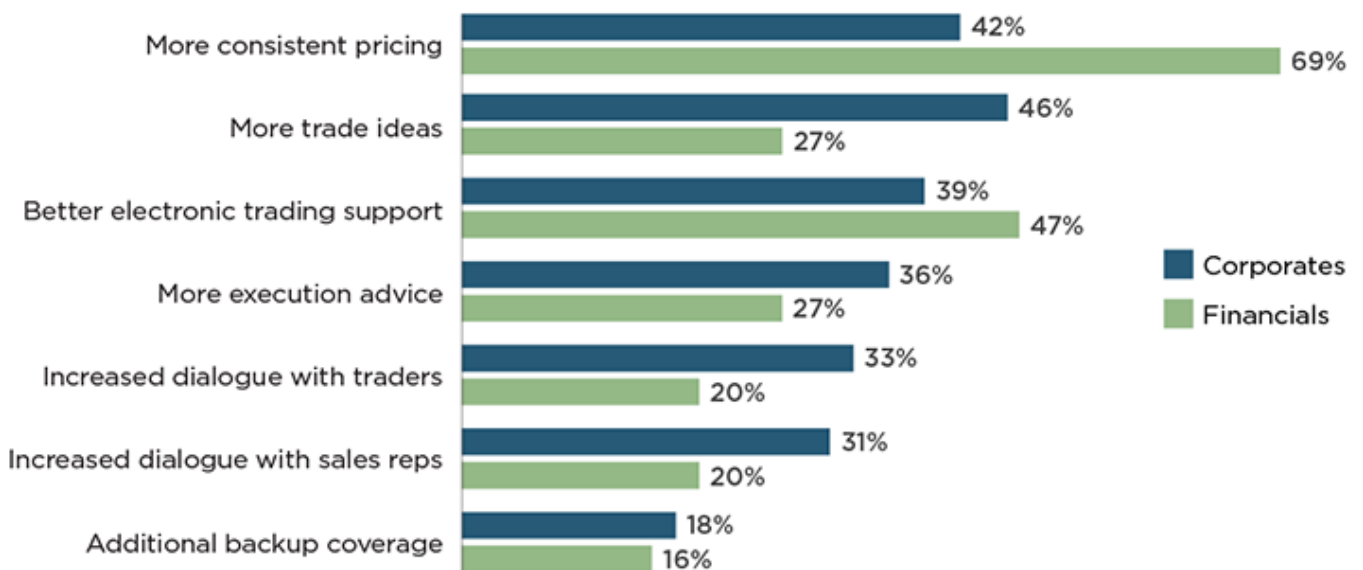
GLOBAL FOREIGN EXCHANGE	
CORPORATES	FINANCIALS
1. HSBC 2. Bank of America 3. J.P. Morgan	1. J.P. Morgan 2. UBS 3. Goldman Sachs

Note: Based on responses from 117 global users of foreign exchange.  
Source: Greenwich Associates COVID-19 Global Foreign Exchange Flash Study, May/June 2020

## What Do FX Clients Want from their Dealers?

Unsurprisingly, corporates and institutional clients have different priorities and expectations from their FX dealers. Nearly 70% of institutions would like to see “more consistent pricing,” whereas corporates most frequently mention “more trade ideas.” Clearly, institutional investors have a fiduciary responsibility to their clients, and best execution remains paramount. Meanwhile corporate clients want to be better prepared to manage their exposures.

## ACTIONS WANTED FROM FX DEALERS IN THE YEAR AHEAD



Note: Based on responses from 117 global users of foreign exchange.  
Source: Greenwich Associates COVID-19 Global Foreign Exchange Flash Study, May/June 2020

The one area that both these client segments consider important is “better electronic trading support.” While most dealers now have dedicated e-sales and support teams, perhaps there is still more they need to do. At the same time, it is important to highlight that nearly a third of corporates and 1 in 5 financials would like increased dialogue with their sales reps and sell-side traders.

# What's Next for Dealers?

It is fair to say that the FX market held up well during the crisis. This reflects the infrastructure investments that all market participants have made over the last few years. However, the increased prevalence of voice trading, and the importance FX users are assigning to advice and support, demonstrates the ongoing importance of relationships even in this most electronic of markets.

## [Navigating Turbulent Market Serie](#)

[Partnering with Clients in a Time of Market Turmoil](#)

[COVID-19 Impact on FICC Markets](#)

[Recognizing Standout Dealers](#)

[COVID-19 Impact on Equity Markets](#)

[Uncharted Territory in European Fixed Income](#)

[European Fixed Income: Standout Dealers Amid Crisis](#)

[Recognizing Standout Equity Trading Brokers Amid Market Turmoil](#)

[COVID-19 Impact on Asian Fixed Income - Turning Crisis into Opportunity](#)

---

[www.greenwich.com](http://www.greenwich.com) | [ContactUs@greenwich.com](mailto:ContactUs@greenwich.com)

Coalition Greenwich, a division of CRISIL, an S&P Global Company, is a leading global provider of strategic benchmarking, analytics and insights to the financial services industry.

We specialize in providing unique, high-value and actionable information to help our clients improve their business performance.

Our suite of analytics and insights encompass all key performance metrics and drivers: market share, revenue performance, client relationship share and quality, operational excellence, return on equity, behavioral drivers, and industry evolution.

## About CRISIL

CRISIL is a leading, agile and innovative global analytics company driven by its mission of making markets function better. It is majority owned by S&P Global Inc., a leading provider of transparent and independent ratings, benchmarks, analytics, and data to the capital and commodity markets worldwide.

CRISIL is India's foremost provider of ratings, data, research, analytics, and solutions with a strong record of growth, culture of innovation, and global footprint.

It has delivered independent opinions, actionable insights and efficient solutions to over 100,000 customers

through businesses that operate from India, the U.S., the U.K., Argentina, Poland, China, Hong Kong, and Singapore.

For more information, visit [www.crisil.com](http://www.crisil.com)

## Disclaimer and Copyright

This Document is prepared by Coalition Greenwich, which is a part of CRISIL Ltd, an S&P Global company. All rights reserved. This Document may contain analysis of commercial data relating to revenues, productivity and headcount of financial services organisations (together with any other commercial information set out in the Document). The Document may also include statements, estimates and projections with respect to the anticipated future performance of certain companies and as to the market for those companies' products and services.

The Document does not constitute (or purport to constitute) an accurate or complete representation of past or future activities of the businesses or companies considered in it but rather is designed to only highlight the trends. This Document is not (and does not purport to be) a comprehensive Document on the financial state of any business or company. The Document represents the views of Coalition Greenwich as on the date of the Document and Coalition Greenwich has no obligation to update or change it in the light of new or additional information or changed circumstances after submission of the Document.

This Document is not (and does not purport to be) a credit assessment or investment advice and should not form basis of any lending, investment or credit decision. This Document does not constitute nor form part of an offer or invitation to subscribe for, underwrite or purchase securities in any company. Nor should this Document, or any part of it, form the basis to be relied upon in any way in connection with any contract relating to any securities. The Document is not an investment analysis or research and is not subject to regulatory or legal obligations on the production of, or content of, investment analysis or research.

The data in this Document may reflect the views reported to Coalition Greenwich by the research participants. Interviewees may be asked about their use of and demand for financial products and services and about investment practices in relevant financial markets. Coalition Greenwich compiles the data received, conducts statistical analysis and reviews for presentation purposes to produce the final results.

THE DOCUMENT IS COMPILED FROM SOURCES COALITION GREENWICH BELIEVES TO BE RELIABLE. COALITION GREENWICH DISCLAIMS ALL REPRESENTATIONS OR WARRANTIES, EXPRESSED OR IMPLIED, WITH RESPECT TO THIS DOCUMENT, INCLUDING AS TO THE VALIDITY, ACCURACY, REASONABLENESS OR COMPLETENESS OF THE INFORMATION, STATEMENTS, ASSESSMENTS, ESTIMATES AND PROJECTIONS, ANY WARRANTIES OF MERCHANTABILITY OR FITNESS FOR A PARTICULAR PURPOSE ARISING OUT OF THE USE OF ALL OR ANY OF THIS DOCUMENT. COALITION GREENWICH ACCEPTS NO LIABILITY WHATSOEVER FOR ANY DIRECT, INDIRECT OR CONSEQUENTIAL LOSS OR DAMAGE OF ANY KIND ARISING OUT OF THE USE OF ALL OR ANY OF THIS DOCUMENT.

Coalition Greenwich is a part of CRISIL Ltd, an S&P Global company. ©2024 CRISIL Ltd. All rights reserved.